

Using Mobile Technology in Museums

Theano Moussouri

*University College London and
Audience Focus*

t.moussouri@ucl.ac.uk
theano@audiencefocus.com

National Maritime Museum



Part of the Maritime Greenwich World Heritage Site

Three sites



National Maritime Museum





The Queen's House



The Royal Observatory

Transatlantic Slavery Study Days



Hand-Held Resource: Messages

Level One:

Africans were enslaved and traded as commodities as part of the triangular trade route

Level Two:

Enslaved Africans experienced horrendous conditions during the middle passage and on Caribbean Plantations. They also experienced life as somebody else's property.

Acts of resistance occurred in Africa on capture, during the middle passage, and continued in British colonies. This resistance took many forms.

This resistance significantly contributed to the abolition of transatlantic slavery itself.

Hand-Held Resource: Questions

Question one

What were conditions like for enslaved Africans on the Middle Passage (the voyage from West Africa to the Americas)?

Hint... look out for objects with this mobile phone symbol and remember to collect your own objects too.



Question two

What were conditions like for enslaved Africans on Caribbean plantations?

Hint... look out for objects with this mobile phone symbol and remember to collect your own objects too.



Question three

How did African people resist enslavement before they were captured, on the Middle Passage and on plantations?

Hint... look out for objects with this mobile phone symbol and remember to collect your own objects too.



Question four

How did acts of resistance contribute to the abolition (ending) of transatlantic slavery? Who and what also contributed to the abolition of transatlantic slavery?

Hint... look out for objects with this mobile phone symbol and remember to collect your own objects too.



www.ookl.org.uk



[News](#) Learning outside the classroom in Bradford...

[Log in](#)

mobile learning everywhere

Students use **OOKL** to explore the world,
create personal memories
and collaborate online.




click to get **OOKL** for my...

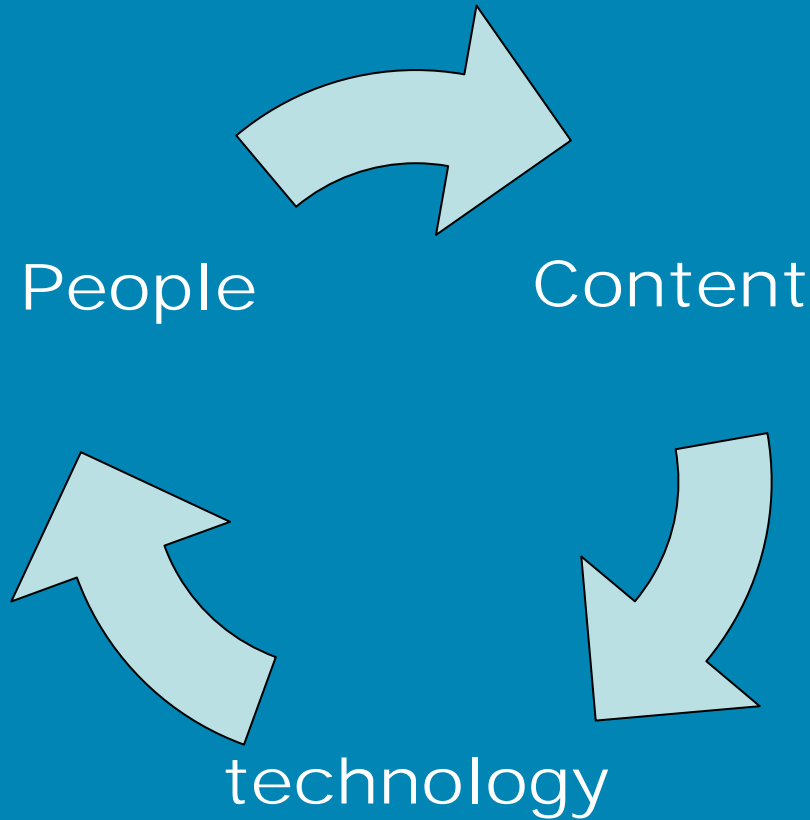
School



Venue



Top tips



People

- Understand how the technology fits within the school life
 - Setting outcomes – contexts and tools
 - Preparation for the visit & expectation management
 - Visit: activities, contexts, tools, transitions
 - Follow-up: incorporate exiting tools
- Teacher's familiarity with technology



Content

- Content should be useful to target audience
 - Preparation: pictures vs text
 - Visit: meet expectations (authentic objects, empathy, handling collection)
 - Follow-up: suggest resources & web sites



Technology

- Which technology & why – what the alternatives are
- Develop own or buy service
- Barriers to usage associated with:
 - Social norms of space
 - Needs of objects
- Use existing tools
- Technology savvy require the latest technology



Research & evaluation

- Lit review & basic research
- Test all the way through

